

DOOR OPENING:

_____W x _____H

- DOUBLE - SINGLE

QUANTITY: _____

COLOR: _____

OPTIONS:

(CHECK BOX IF APPLICABLE)

- CUSTOM WINDOW SIZE

_____W x _____H

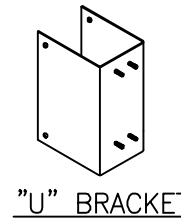
- STAINLESS STEEL GRAVITY ARM

- HOLD OPEN DEVICE

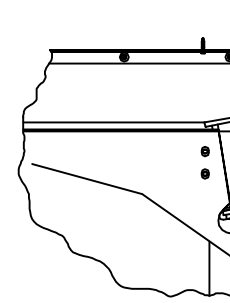
- WIDE ANGLE 270° HINGE

- EXTENSION "U" BRACKET

- VALANCE _____ H

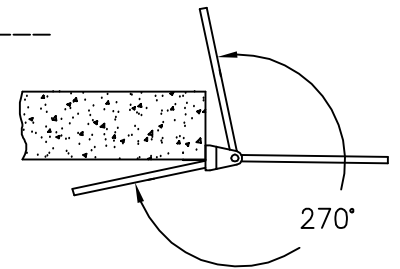


"U" BRACKET



VALANCE

VALANCE HEIGHT



270° HINGE

LEGEND:

1. HINGE POCKET
2. STIFFENED BACK EDGE
3. STD. PVC WINDOW
4. 1/4" THICK ABS STIFFENERS

PANEL MATERIAL: 66oz. VINYL.

***** RECOMMENDED FRAMING REQUIREMENTS:**

1/8" THICK X 4" WIDE FACE STEEL FRAME MOUNTED TO A SOLID FOUNDATION

S.S. QUOTE REF. # _____

CUSTOMER _____

APPROVED BY: _____

P/O No.: _____

DATE: _____



SERIES 2000 - F100
LITERATURE DRAWING

DATE: APR-27-18	SCALE: 1:20
DRAWN: OC,AS	DWG NO: L2000-G
APPROVED: ST	PART NO: N/A