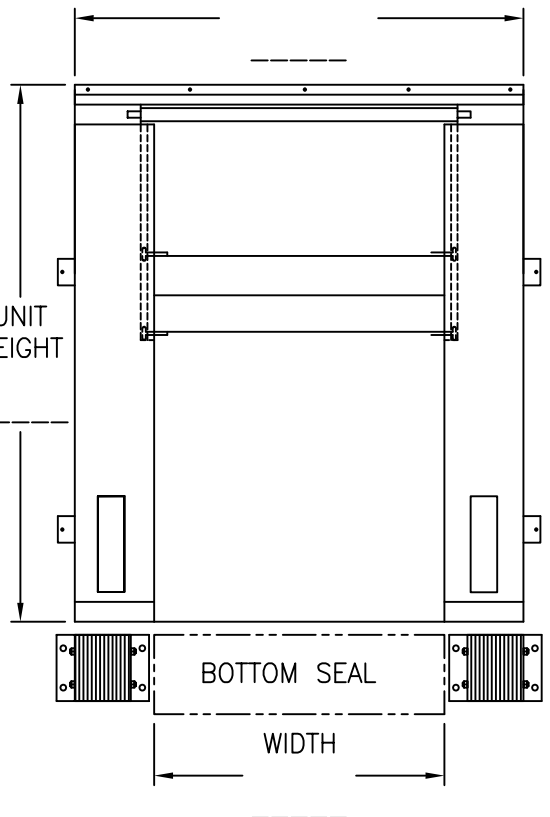
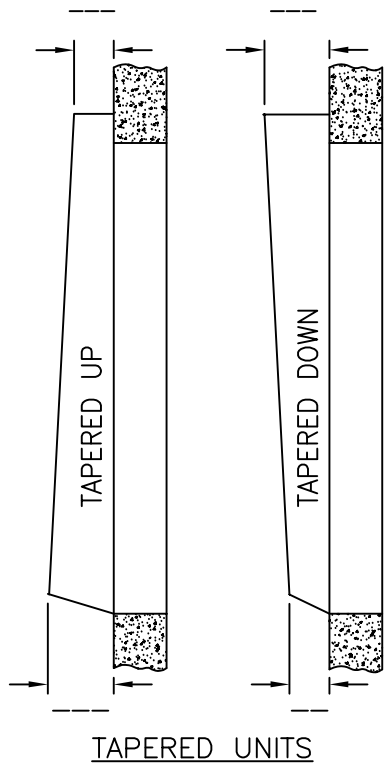
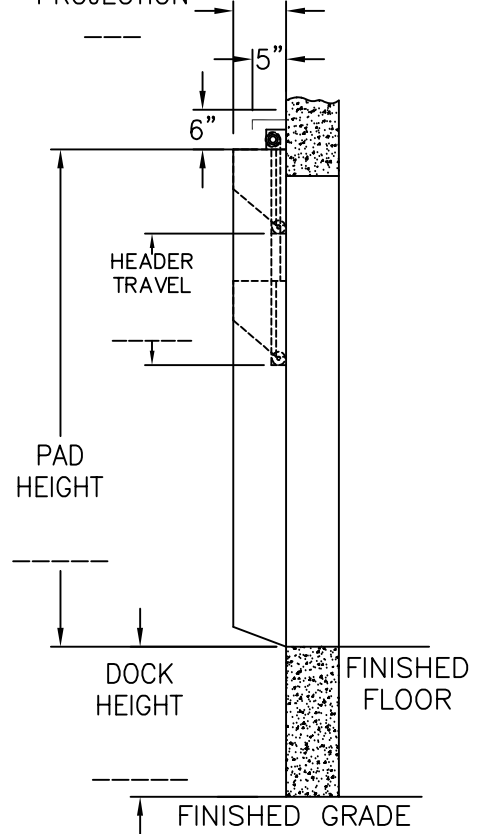


UNIT WIDTH

UNIT HEIGHT



PROJECTION



TAPERED UNITS

DOOR OPENING:

_____W_____H

QUANTITY: _____

COVER FABRIC: _____

COLOR: _____

OPTIONS (CHECK BOX IF APPLICABLE)

- EXTRA VERTICAL PAD HEIGHT
- LONGER HEADER TRAVEL

EXTRA PROJECTION

- FOAM ONLY
- PROJECTION BOX
- TAPERED UNITS

- PROTECTIVE FLAPS

FABRIC TYPE: _____

COLOR: _____

- DOUBLE LAYER ON IMPACT AREA

FABRIC TYPE: _____

COLOR: _____

- 66oz VINYL FLAPS ON CORNERS ONLY

- BLUE BLACK ORANGE

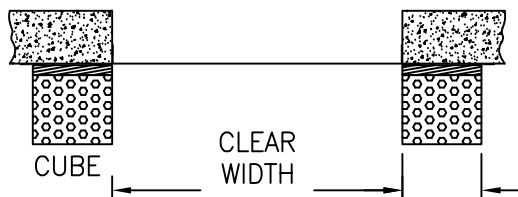
- BOTTOM SEAL
- COVER MATERIAL OVERLAPS EDGES ONLY
- PVC PROTECTIVE VERTICAL WEAR PANEL
- FULL HEIGHT YELLOW GUIDE STRIPE
- SECURITY SEAL
- GALVANIZED STEEL CHANNEL BACKING
- SCUFF GUARD (48" HIGH STANDARD)

CANOPY

- GALVANIZED STEEL
- PAINTED (COLOR): _____

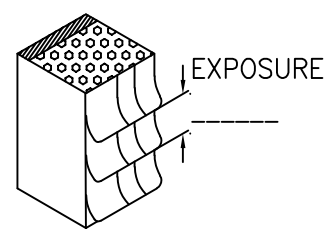
_____PROJECTION_____LONG

(NOTE: DOCK BUMPERS NOT INCLUDED)

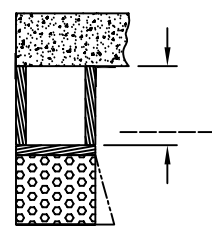


CUBE

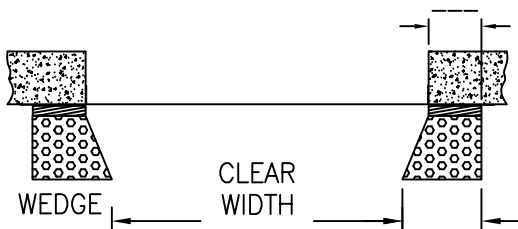
CLEAR WIDTH



PROTECTIVE FLAPS



PROJECTION BOX



WEDGE

CLEAR WIDTH

S.S. QUOTE REF. # _____

CUSTOMER _____

APPROVED BY: _____

P/O No.: _____

DATE: _____



SERIES 0351
ADJUSTABLE HEADER TRUCK DOCK SEAL

DATE: DEC-19-22	SCALE: 1:30
DRAWN: AV, AS	DWG NO: L351-B
APPROVED: ST	PART NO: -