

DOOR OPENING:

\_\_\_\_\_W \_\_\_\_\_H

QUANTITY: \_\_\_\_\_

COVER FABRIC: \_\_\_\_\_

COLOR: \_\_\_\_\_

OPTIONS(CHECK BOX IF APPLICABLE)

- ☐ EXTRA WIDTH OF UNIT
- ☐ EXTRA HEIGHT OF UNIT
- ☐ EXTRA HEADER AIR BAG DROP
- ☐ EXTRA PROJECTION
- ☐ PROJECTION BOX

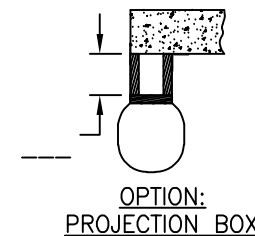
- ☐ MOTOR/BLOWER ½ H.P. 230V.  
(REQUIRED FOR APPLICATIONS  
OUTSIDE NORTH AMERICA)

- ☐ AUTOMATIC SWITCH KIT
  - ☐ LIMIT SWITCH
  - ☐ INDUCTIVE PROXIMITY SWITCH
  - ☐ PHOTOELECTRIC SWITCH

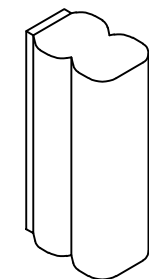
- ☐ GALVANIZED STEEL CHANNEL BACKING
- ☐ GALVANIZED HEADER FRAME

NOTES:

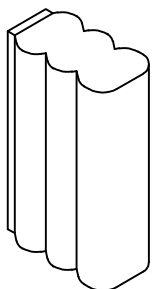
- CLEARANCE ABOVE OVERALL UNIT HEIGHT  
FOR SUPPORT STRAPS TO BE EQUAL TO  
HEADER PROJ'N +2"
- IF LIMITED HEAD ROOM, REQUEST LOWER  
REINFORCEMENT ARMS
- DOCK BUMPERS NOT INCLUDED



OPTION:  
PROJECTION BOX



V18



V22

**LEGEND /STANDARD UNIT:**

1. PRESSURE TREATED WOOD FRAME AND VERTICAL BACKING WITH GALVANIZED STEEL CLADDING
2. GALVANIZED SIDE SUPPORT
3. CANOPY SUPPORT STRAPS
4. YELLOW GUIDE STRIPE
5. ½ HP. 115V. MOTOR /BLOWER C/W MANUAL ON/OFF SWITCH
6. MATERIAL: 16oz. VINYL "RIPSTOP" FABRIC
7. TORSION SPRING ASSEMBLY FOR THE HEADER
8. INTERNAL PULLEY AND RETRACTION ARM SYSTEM FOR THE VERTICALS (EXCLUDING V14)
9. GALVANIZED MOUNTING HARDWARE

S.S. QUOTE REF. # \_\_\_\_\_

CUSTOMER \_\_\_\_\_

APPROVED BY: \_\_\_\_\_

P/O No.: \_\_\_\_\_

DATE: \_\_\_\_\_



V SERIES INFLATABLE DOCK SEAL  
(V-14, V-18 & V-22)

DATE: MAY-17-18	SCALE: N.T.S.
DRAWN: AX, AS	DWG NO: LV-B
APPROVED: RT, ST	PART NO: -