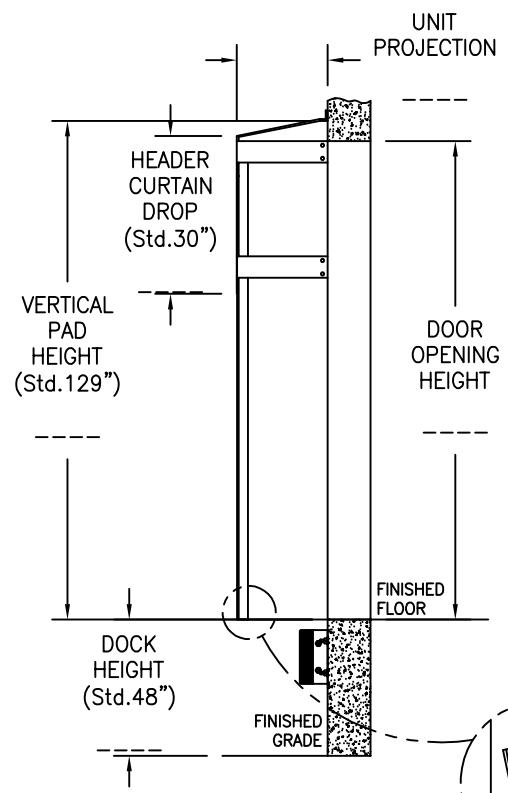
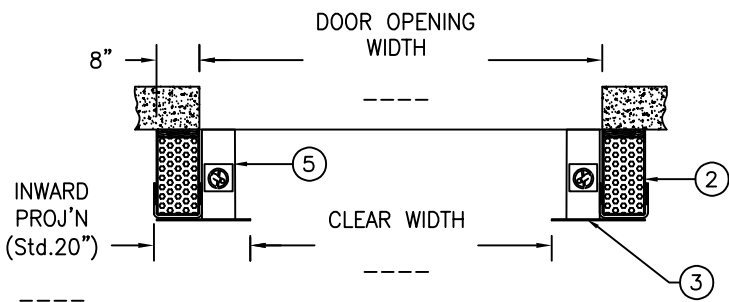


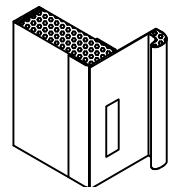
FRONT VIEW



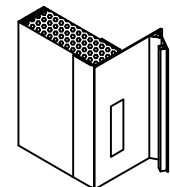
VELCRO ATTACHMENT



CROSS SECTION



SUPER SNUG "RT" STYLE  
AVAILABLE WITH VINYL  
REMOVABLE PANELS ONLY



SUPER SNUG "ST" STYLE  
AVAILABLE WITH MONOFILAMENT  
REMOVABLE PANELS ONLY

DOOR OPENING:

\_\_\_\_\_ W \_\_\_\_\_ H  
 QUANTITY: \_\_\_\_\_  
 COVER FABRIC: \_\_\_\_\_  
 COLOR: \_\_\_\_\_

OPTIONS (CHECK BOX IF APPLICABLE)

- MONOFILAMENT REMOVABLE INWARD PANELS
- SUPER SNUG (ADD 6" TO INWARD PROJ'N)
  - "ST" STYLE
  - "RT" STYLE
- EXTRA VERTICAL PAD HEIGHT
- EXTRA VERTICAL PAD WIDTH
- EXTRA HEADER CURTAIN DROP
- DOUBLE LAYER ON IMPACT AREA
- PVC CURTAIN IN LIEU OF FABRIC CURTAIN
- COVER FABRIC OVERLAPS EDGES ONLY
- FULL HEIGHT YELLOW GUIDE STRIPE
- GALVANIZED STEEL CHANNEL BACKING

(NOTE: DOCK BUMPERS NOT INCLUDED)

LEGEND:

1. ADJUSTABLE HEAD CURTAIN
2. VERTICAL PAD (22oz VINYL) C/W 8" WIDE WOOD BACKING
3. REMOVABLE INWARD PANEL SS90-2 VINYL
4. 24" HIGH x 4" WIDE YELLOW GUIDE STRIPE
5. BOTTOM DRAFT PADS

S. S. QUOTE REF. # \_\_\_\_\_  
 CUSTOMER \_\_\_\_\_  
 APPROVED BY: \_\_\_\_\_  
 P/O No.: \_\_\_\_\_  
 DATE: \_\_\_\_\_



701 SERIES - L PAD (L-10RP)  
 REMOVABLE INWARD PANEL - TRUCK DOCK SHELTER

DATE: JAN-26-22	SCALE: _____
DRAWN: AS	DWG NO: L701-C
APPROVED: ST	PART NO: _____